

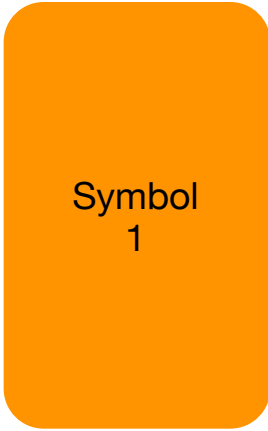
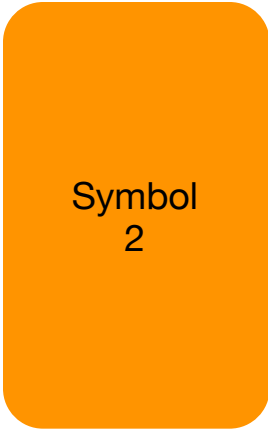
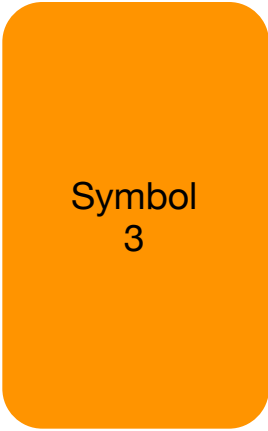
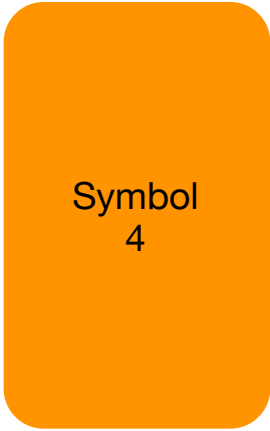
USING TAROT CARDS TO

Decode Dreams

2007 UK TAROT CONFERENCE


LONDON, ENGLAND, UK

The Incredible Dream Decoder

| | | | |
|--|--|---|--|
|  <p>Symbol 1</p> |  <p>Symbol 2</p> |  <p>Symbol 3</p> |  <p>Symbol 4</p> |
| SYMBOL | SYMBOL | SYMBOL | SYMBOL |
| CARD | CARD | CARD | CARD |
| GOAL | OBSTACLE | ACTION | OUTCOME |

Instructions: Begin by telling your dream aloud. As you tell the dream, listen for four symbolic items, events, or feelings. When you've identified them, record them in the chart above.

Next, translate the dream symbols into Tarot cards by finding a card that parallels the dream symbol in some way. (The parallel could be visual, but it might also be based on card meanings, numerology, astrology, or any other form of association.) Once you have translated each dream symbol into a card, read the four Tarot cards as a Goal, an Obstacle to reaching that goal, a recommended Action, and the most likely Outcome.



If you like this presentation, then you'll love my books! *Lucid Dreaming for Beginners* includes step-by-step instructions for dreamworking with Tarot cards ... but it also includes a 90-day program you can use to take control of your dreams! With lucid dreaming, dream time becomes a playground of unlimited possibilities!

It's available in great bookstores everywhere ... and on Amazon.co.uk, too! Hey: why not pair it with a copy of *The Tarot of the Elves* or *The Lo Scarabeo Tarot*?